

ASC ME

SWEeper LINE

**SWEEPS 10 TIMES FASTER
THAN A MANUAL BROOM**



BATTERY LIFE



@ WWW.SWEEPER.COM.AU

FREE CALL 1800 650 989

asc
DESIGNED TO CLEAN.
BUILT TO LAST

ASC ME

MANUAL SWEEPER

The ASC ME is a handmade world class Heavy Duty Push sweeper designed to outlast all competitive models on the market. Long term data market collection data suggests that the average ASC Eureka ME model has a lifespan of 15+ years in industrial applications making it a very practical & safe long term investment.

The ASC ME sweeper works well on any hard surfaces. These surfaces include concrete, bitumen, carpet, crushed sand, astro turf as well as steel floors.

The ASC ME is a manual sweeper with a total cleaning path of 730mm.

It can clean up to 2.190m²/h and is therefore more than 10 times faster than sweeping with a broom.

The ASC ME combines PRODUCTIVITY and CONVENIENCE, and it can be used to clean any small or medium sized floor area.

FEATURES

- 100% eco-friendly;
- Simple and versatile;
- Completely silent
- Agile in congested spaces;
- Provides quick, low-cost cleaning;
- Suitable for use on uneven or external surfaces;
- Ideal for cleaning driveways, gardens, apartment buildings, sports facilities.



3 INNOVATION AWARDS

Verona, 2005 "Pulire" winning all categories.
Birmingham, 2013 "Cleaning Show".
Australia, 2013 at the exclusive "INCLEAN".



ADJUSTABLE HANDLE

The handle can be regulated according to the height of the operator, guaranteeing comfort and efficiency



ROBUST FRAME

The Picobello's steel frame is sand blasted and treated with an anti-corrosion coating, guaranteeing strength and resistance.



ROBUST HOPPERS

The robust front and rear hoppers are also high capacity.



ADJUSTABLE MAIN BRUSH

The pressure of the main brush can be regulated to achieve optimal sweeping results on any type of floor.



FREE CALL 1800 650 989

@ WWW.SWEEPER.COM.AU




SIDE BRUSH

Adjustable and impact resistant, the side brush is used to clean along edges and in corners.



ROBUST WHEELS

Large rear wheels provide excellent maneuverability and are mounted on self-lubricating bearings.



TOTAL SWEEPING PATH

The ME manual push sweeper or Picobello 101 (as it's called overseas) is a walk-behind push floor sweeper with a total sweeping path of 730 mm, which can sweep up to 2190 m²/h.



ADJUSTABLE HANDLES

HIGH CAPACITY HOPPERS

ROBUST WHEELS

LIFTING SIDE BRUSH



BATTERY FREE



MADE IN ITALY



FREE CALL 1800 650 989



WWW.SWEEPER.COM.AU

VERSIONS



ASC ME
ASC MEP (with dust control filter)

APPLICATIONS

Industrial sites, construction sites, schools, offices, gyms, religious buildings, hospitals, public buildings, airports, ports, shopping centres, logistics centres and contract cleaners

SURFACES


Ceramics, marble, cement, concrete, linoleum, non-slip surfaces, tiles, astro turf..



TECHNICAL SPECIFICATIONS	ASC ME	ASC MEP
CLEANING PATH with side brush	730 mm	730 mm
CLEANING PATH with main brush	500 mm	500 mm
FORWARD SPEED	3 km/h	3 km/h
HOURLY PERFORMANCE with side brush	2.190 m ² /h	2.190 m ²
HOURLY PERFORMANCE with main brush	1.500 m ² /h	1.500 m ² /h
DIRT CONTAINER CAPACITY	26 + 4 L	26 + 4 L
FILTER TYPE	-	ECOVAC®
WEIGHT	24,5 kg	25,5 kg
DIMENSIONS with side brush	1.293 X 815 X 937mm	1.293 X 815 X 937mm

ROBUST STEEL FRAME | LIFTING SIDE BRUSH | ADJUSTABLE MAIN BRUSH |
HIGH CAPACITY HOPPERS | ADJUSTABLE HANDLE | LARGE DIAMETER WHEELS |
SWEEPS IN FORWARD AND REVERSE | UNLIMITED UPTIME | SILENT AND |
ENVIRONMENTALLY FRIENDLY

ASC ME USED BY 1000'S IN AUSTRALIA



AUSTRALIAN SWEEPER CORPORATION PTY LTD

☎ 02 9854 0900

📍 POSTAL ADDRESS: PO BOX 3726 ROUSE HILL NSW 2155
HEAD OFFICE: 6 MONEY CLOSE, ROUSE HILL, NSW 2155

@ **WWW.SWEEPER.COM.AU**

☎ **FREE CALL 1800 650 989**

asc
DESIGNED TO CLEAN.
BUILT TO LAST